

# KRANTI® WATER METER

## Bulk Water Meter WOLTMAN TYPE

COLD TYPE ▶



HOT TYPE ▶



### Features:

- Removable element structure.
- Class-B Dry Dial, Magnetic drive, Small Pressure Loss
- Hermetically Sealed Register ensures the dial keep free from Fog and keep the reeding clear in long term service.
- Selected high quality materials for steady and reliable characteristic.
- Technical Data conform to international standard ISO 4064.
- Easy Installation & Maintenance.
- Cast Iron Body, Epoxy Powder Coated.
- Wide Range of products 50mm to 300mm.

### Applications:

Measuring the volume of cold (Hot) water passing through the pipe line.

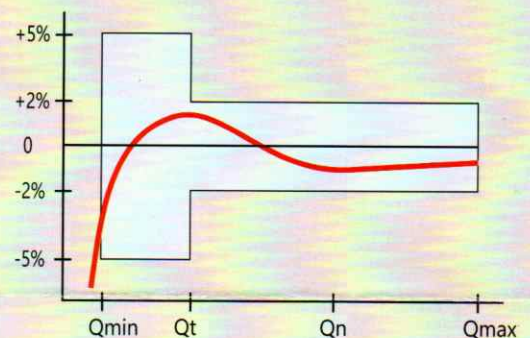
### Working Conditions :

- ▶ Water Temperature  $\leq 50^{\circ}\text{C}$  for Cold water meter
- ▶ Water Temperature  $\leq 90^{\circ}\text{C}$  for Hot water meter
- ▶ Pressure Loss  $\Delta P \leq 0.1\text{MPa}$
- ▶ Maximum Pressure 16 Bar

### Maximum Permissible Error:

- From  $Q_{\min}$  inclusive up to but excluding  $Q_t$  is  $\pm 5\%$
- From  $Q_t$  inclusive up to and including  $Q_{\max}$  is  $\pm 2\%$  at  $50^{\circ}\text{C}$
- From  $Q_t$  inclusive up to and including  $Q_{\max}$  is  $\pm 3\%$  at  $90^{\circ}\text{C}$

### Accuracy Curve:



### Pulse Position:

Size	Pulse Position
Dn50 to Dn65	10/100/1000 L/Pulse
Dn80 to Dn200	100/1000 L/Pulse
Dn250 to Dn300	1000 L /Pulse

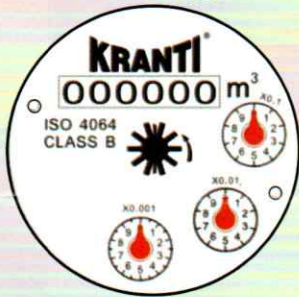
Bulk Water Meter **WOLTMAN TYPE**



## PERFORMANCE DATA

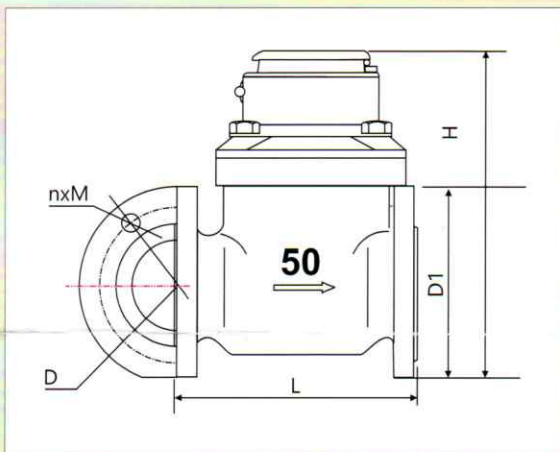
Nominal Sizes	Metero-logical	Qmax Maximum Flow Rate (m <sup>3</sup> /h)	Qn Nominal Flow Rate (m <sup>3</sup> /h)	Qt Transitional Flow Rate (L/h)	Qmin Minimum Flow Rate (L/h)	Maximum Register Capacity (m <sup>3</sup> )	Minimum Register Capacity (L)
mm Inches	Class						
50 2	Class-B	30	15	3	0.45	999,999	0.0005
65 2½	Class-B	50	25	5	0.75	999,999	0.0005
80 3	Class-B	80	40	8	1.2	999,999	0.002
100 4	Class-B	120	60	12	1.8	999,999	0.002
125 5	Class-B	200	100	20	3.0	999,999	0.002
150 6	Class-B	300	150	30	4.5	999,999	0.002
200 8	Class-B	500	250	50	7.5	999,999	0.002
250 10	Class-B	800	400	80	12	9,999,999	0.002
300 12	Class-B	1200	600	120	18	9,999,999	0.02

### Dial Design:

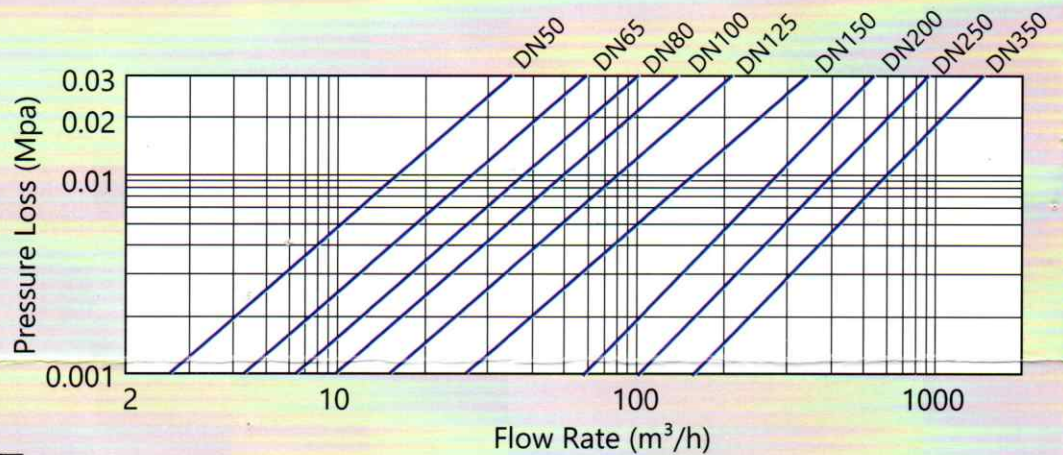


## DIMENSIONS

SIZES	L	H	D	D1	nxM
50	200	261	125	165	4 x M16
65	200	271	145	185	4 x M16
80	225	279	160	200	8 x M16
100	250	289	180	220	8 x M16
125	250	299	210	250	8 x M16
150	300	319	240	285	8 x M20
200	350	340	295	340	12 x M20
250	450	450	350	395	12 x M20
300	500	478	400	445	12 x M20



### Pressure Loss Curve:



**AMAN**  
Engineering Works

C 54/55, Focal Point Extension,  
Jalandhar-4 (Pb.) India.

+91 181 2603614, 615, 616

krantimeters@gmail.com

www.krantimeters.com

Auth. Dealer